



2021 Statement of intent

For the year ended 30 June 2022

Table of Contents

MESSAGE FROM THE CHAIR	3
BACKGROUND	4
OUR VISION AND THE OUTCOMES WE ARE LOOKING FOR	5
PRIORITIES – DOING WHAT WE SAID WE WOULD DO	6
AS YOU ASKED, WE’VE CHANGED	9
Active council support remains critical.....	9
PERFORMANCE MEASURES	10
TRANSPARENCY AND REPORTING TO COUNCILS	11
GOVERNANCE ARRANGEMENTS	11
FINANCIALS	12
Overview	12
Statement of Financial Performance.....	13
Statement of Financial Position.....	14
Statement of Cashflows	14
APPENDIX II: POLICY STATEMENTS	18

This SOI is a public declaration of the activities and intentions of the Council Controlled Organisation, Waikato Local Authority Shared Services Ltd (WLASS). It outlines the nature and scope of the work it will undertake, the Directors’ accountabilities to the shareholders for corporate performance and financial forecasts, as required by Schedule 8 of the Local Government Act 2002. This information is provided in relation to the financial years ended 30 June 2022 to 30 June 2024.

Message from the Chair

Our goal is to improve the experience of councils' communities and staff, improve performance, reduce costs, and build trust and confidence with central government (**Goal**).

WLASS has made substantial progress in 2020. We aim to continue that in 2021.

We have been delivering what we said we would. The priority projects set out in last year's Statement of Intent have either been completed or significantly advanced. Some of those projects, notably the Building Consent Shared Services project, have challenged councils to think quite differently about how they deliver services (more on that shortly).

“At its heart WLASS exists to identify, and develop business cases, for ideas that have the potential to transform its shareholder councils.”

Our priority projects have recently led to two new services. WLASS Water Services supports councils by providing water sampling and analysis, trade waste management and water conservation education services. Nine councils are participating in one or more of these services. Through the Coordinated Infrastructure Procurement service, we are working with councils to facilitate a better outcome for them, their communities and suppliers, by identifying opportunities to procure and sequence infrastructure work on a cross-council basis.

At its heart WLASS exists to identify, and develop business cases, for ideas that have the potential to transform its shareholder councils.

WLASS develops business cases using, generally, a three-stage process. Once an idea has been identified and received priority then we begin a short discovery phase to test whether the idea may have value across the region. Upon receipt the board then decides whether to move the idea to the second phase, which is opportunity assessment. If the board approves the opportunity assessment, then a detailed business case is prepared.

While the discovery, opportunity assessment and business cases are being built it is essential that WLASS receive full and timely cooperation and support to put up the best case for Councils. But, and this is fundamental, each Council retains the absolute right to decide whether or not to adopt the business case when received, and roll out the proposed service in its district.

In pursuing our Goal in 2020 we did strike challenges.

A good example of these challenges was provided in December 2020, when the board was presented with an indicative business case for a building consent shared services approach with a request for funding to develop a detailed business case for a particular option. While our priority projects all can add significant value, this was the first project that was truly transformational – reimagining how building consent services are delivered and recommending this be delivered on a regional basis.

With this work we struck difficulty in developing the indicative business case, and the work took longer due to opposition from some members of council staff, largely arising from anxiety about change. In addition, the commitment to *actively* supporting the development of the detailed business case varied from Council to Council.

My key messages are these:

1. For WLASS to truly achieve its potential, it is essential that every council chief executive:
 - a. *actively* support it to develop the best possible business case for each idea, as fast as practicable;
 - b. communicate to their staff regularly, and often, the importance of that support; and
 - c. ensure staff tasked with working with WLASS, prioritise that work.

The faster we can develop good business cases, the faster those councils who want to can implement the idea.

2. The central government's water and RMA reform agendas provide more, not less, reason to proactively show that, as a region, we are already embracing changes to create a more efficient and effective local government. In doing so, the councils of the region put themselves in a better position to control their destiny rather than have central government make it for them.

For these reasons, WLASS will continue to advance a transformational agenda. We will not shy away from challenging councils to think differently – to think regionally, but knowing that they are able to decide and then act locally, in a way that is best for their communities. Equally, we will continue to progress initiatives as hard and as fast as practicable.

Certainly, WLASS has itself learned valuable lessons from this year's work: the need for better communication and greater focus on helping council chief executives manage the potential for change within their organisation and building more compelling business cases.

Nevertheless, I continue to believe that WLASS provides an excellent vehicle for councils to work together and share the costs of developing ideas to meet the goal, while retaining each council's right to proceed or not.

Peter Stubbs
Chair

Peter Stubbs
Chair

Background

WLASS is owned in equal portion by the 12 Waikato local authorities:

- Hamilton City
- Hauraki District
- Matamata-Piako District
- Otorohanga District
- Rotorua Lakes
- South Waikato District
- Taupō District
- Thames-Coromandel District
- Waikato District
- Waikato Regional
- Waipa District
- Waitomo District

It was established in 2005 as a vehicle through which these councils could collaborate and identify opportunities for undertaking activity on a shared basis. More recently, shareholders embarked on a transformation of the company. The purpose of that transformation was to move the company to a true

service delivery agent for, and strategic partner of, the councils. The structural changes of that transformation were completed in late 2019 and bedded-in throughout 2020.

Our vision and the outcomes we are looking for

The 2020 SOI introduced a new performance reporting framework. That framework is set out on the following page.

The framework better reflects the outcomes the transformed company is seeking, for you and your communities, and how we will go about achieving those outcomes. It highlights the company's roles of:

- Ideas laboratory - taking ideas that have the potential to create value, from their genesis through to business case; and
- Service provider to councils.

WLASS is acutely aware of the challenging and changing environment within which councils currently operate. Given this environment it is also acutely aware of the role it needs to play in reducing costs to its shareholding councils (or improving performance without an increase in cost). While improving the experience of councils' communities will always be front of mind as we develop ideas, we will not do this if it results in an unacceptable layer of additional, unrecoverable cost to councils. Similarly, we want to facilitate more engagement between central government and Waikato councils, and build central government's confidence in councils in the region. However, we see this as a by-product of achieving the other two outcomes, through which we aspire to show Waikato councils to be the exemplar of how local government in a region can work.

Our vision	Waikato councils working together to shape happier communities and staff, and forge effective councils.					
Outcomes we are seeking	Council costs are reduced / performance is improved, without increased cost		The experiences of councils' communities are improved		Central government investment into and engagement with Waikato councils is increased	
Our specific objectives	<ul style="list-style-type: none"> ➢ Achieve effectiveness and efficiency gains ➢ Reduce duplication of effort and eliminate waste through repetition 		<ul style="list-style-type: none"> ➢ Promote and contribute to the development of best practice ➢ Make it easier for communities to engage with councils in the Waikato region on a consistent basis ➢ Promote business transformation to improve communities' experiences 		<ul style="list-style-type: none"> ➢ Enable the Waikato councils to collectively be more effective as a region on the national stage ➢ Contribute to building central government's confidence in the Waikato region, and to encourage central government investment 	
Priorities: How we will achieve our outcomes	Investigate the right opportunities	Develop opportunities on time and within budget	Ensure opportunity benefits are realised	Provide services that meet the needs of councils	Foster cross-council collaboration	
What we must manage well	Our relationships	Our services	Our projects	Our people	Our resources	Our reputation

Priorities – doing what we said we would do

We want to ensure that Waikato councils are working together the best way possible, for the collective benefit of them and their communities. We want to do this because we believe it is the right thing to do for Waikato. If we achieve this, it will mean a relatively lesser burden on ratepayers, happier communities and council staff and more impactful councils.

In the 2020 Statement of Intent, we told you we had completed the structural changes required to transform the company into a service delivery agent and a true strategic partner to councils.

While we do not see the transformation as ‘complete’, the 2020/21 financial year has seen those changes embedded and our focus turn to ensuring we do what we said we would: And we have. All five of our priority projects set out in last year’s Statement of Intent have either been completed or are under development. This has included:

- Commencing work looking at how building consent services could be improved;
- Expanding the service offering to include water sampling and analysis, trade waste management and water conservation services. This increases the size of the company, by revenue, by ~40%;
- Completing the project to consider how infrastructure procurement could be coordinated regionally - we have a strategic procurement manager in place, working with council staff to identify and deliver on opportunities; and
- Developing an opportunity assessment which looks at a regional approach to staff learning and development.

Beyond the priority projects, we have been managing the LiDAR project: notwithstanding a delayed start when the COVID-19 lockdown prevented flying toward the end of last summer, all data has now been captured and is currently being processed. We are progressing to plan on Waikato OneView project. That project is the next phase of a roadmap toward a regional approach to Geographic Information Systems (GIS) and is looking at establishing Waikato-wide geospatial data sets and a simple way for customers to view that data. A minimum viable product is to be launched early in the new financial year. We continue to progress initiatives within Waikato Regional Infrastructure Procurement (WRIP, formally “coordinated infrastructure procurement”), having recently identified a suite of initial opportunities with Councils’ Infrastructure GMs.

At the same time, we have had an eye to the future. With all our priority projects identified last year now either complete or underway, as noted above, the Board has considered and agreed on the next suite of projects, having had particular regard to the environment currently faced by the local government sector. Development of some of these opportunities is already underway. The projects

Spotlight on WLASS Water Services

In the second half of 2020 we agreed to integrate the services of the Shared Services Partnership (made up of Hamilton City and Waipa and Waikato District Councils) into the company’s offerings. In doing so Sampling and Analysis, Trade Waste Management and “Smart Water” services will be taken up by eight councils across the region.



This initiative will provide high quality services, consistently, across the region, improve trade waste management practices and improve community wellbeing. It is a great example of how we can work together to benefit our communities in a cost-effective way.

were conveyed to council chief executives in a letter of intent in the second half of 2020. The support received for the ideas confirms we are on the right track. The Board also agreed to add value for councils by undertaking the development of opportunities in a way that fulfils shareholding councils' obligations under section 17A of the Local Government Act 2002 (LGA) for the area being considered. Doing so will do away with each council's need to separately undertake these reviews.

Our priority projects for the coming year are:

1) Shifting landscapes: Refining how and where WLASS can add most value

Waikato councils are faced with significant change: Central Government reform of 3-waters and the RMA, and a review of the future of local government generally, have all commenced. Councils are grappling with what these changes will mean for their organisations in the future, and what will remain of them when the changes are complete.

WLASS will continue to support Waikato councils to be the best they can be for their communities. It will also continue to think regionally and support councils to act locally. However, we need to be clear

Spotlight on LiDAR

We are managing a project to create highly detailed 3D maps and models of the Waikato landscape using LiDAR (Light Detection and Ranging) technology. Ground survey commenced in December 2020 and aerial surveying in January 2021. The full data set will be publicly available by October 2022. LiDAR is a foundational data asset essential to decisions involving the physical world. It has the potential to help drive regional economic growth and spur new investment by enabling councils and businesses to efficiently plan and develop housing, road, and water infrastructure, and better prepare for hazards such as flooding, landslides and erosion.

The project involves funding from eleven councils plus several commercial companies and the Provincial Growth Fund (via LINZ).



how councils think we best do that given the shifting landscape. How can we add the most value? What should we focus on that is achievable and actionable? How can we support councils to influence change, to get ahead of the game and create their own destiny?

For the board to answer these questions, it needs to understand from Waikato councils what services councils believe they should ensure are delivered to their communities, and what services they believe:

- i. only the councils should deliver (noting that all councils are not the same);
- ii. could be delivered by service delivery agents (i.e. CCOs like WLASS);
- iii. could be delivered by third parties; and
- iv. central government should deliver.

This project will provide that understanding. In doing so, it will help clarify the future of local government, provide a touchstone for making better decisions on how councils can most effectively deliver their functions, and provide WLASS with clarity on its part in supporting councils to do so.

2) Digital enablement – creating an omnichannel for your communities

There are rising community expectations of:

- Self-service;
- Digital engagement;
- Instant service;
- Personalised service; and
- Falling costs.

With this, there is a risk of a growing gap between community expectations and council service delivery because each council, acting individually, has limited ability (both expertise and available capital) to:

- 1) 'go digital' and provide 21st century, customer focused, digitally-enabled services; or
- 2) use technology to transform the way they work, manage assets and deliver services.
[sourced (paraphrased) from McGredy Winder & Co Sept. 2017 report to WLASS]

Technology is interwoven to various degrees within each council's business and operational frameworks. Any changes to technology cannot therefore be considered in isolation. However, to address the expectation gap, councils can work together to:

- Provide consistent customer and community experiences across the region;
- Realise significant cost savings and mitigate risks;
- Leverage existing skills, knowledge and experience for better digital outcomes for all;
- Achieve systems and process efficiencies through standardisation, which could lay the groundwork for potential back office shared services;
- Make better use of vendors and influence the market;
- Leverage total IT spend and cross-council resources; and
- Get recognition from central government for generating sustainable value from technology investment.

This will help address perceived problems that:

- Customers are not always able to receive a resolution at their first point of contact with council;
- Staff are not always able to find the information they need to solve customer queries;
- Cross-council knowledge is not shared effectively; and
- Staff knowledge is not retained or captured.

3) Establishing a GIS centre of excellence

For most councils, there is limited ability/need for a full-time resource that has expertise in GIS. However, having access to that resource, as and when required, would be useful to meet internal needs and community enquiries in a timelier manner. There could therefore be value in the creation of a GIS centre of excellence (COE) that provides core data and GIS system management, as well as analytical work, to support the operation of councils.

This review will follow on from the Waikato OneView project to complete the GIS roadmap.

4) Establishing an Asset Management centre of excellence

Waikato councils collectively are responsible for significant assets. They are accountable to the public for ensuring these assets are well managed. Some councils have difficulty in attracting and retaining appropriately skilled staff. Others may simply benefit from a lift toward best practice. Regardless, there is an opportunity to consider establishing a COE, likely reflecting an expansion of RATA's existing capability, to support councils in this area.

5) Regional policy and by-law development

This opportunity considers the value of have a standard suite of policies across local authorities. It would include benchmarking the existing policies and by-laws and establishing a timetable for review to avoid duplication of effort wherever possible.

Beyond these priority projects we will continue to look at other initiatives that add value. The RATA Advisory Group have been prioritising a suite of ideas and will develop one or more of these over the next 12 months. The various WLASS working parties, comprising representatives from each of the councils, will also continue to look at ways in which their disciplines can be improved.

As you asked, we've changed

The company has changed significantly over the last 24 months. Up until the second half of 2018 it had no employees, and relied solely on a contracted, part-time resource. Today, through the transformation, it has grown to nine employees and a broader team of 35¹. That increase in resourcing reflects the small team engaged to identify initiatives and develop opportunities that are then presented to councils, and the establishment of new services (water sampling and analysis, trade waste management, water education, IQP/producer statement registrations and infrastructure procurement), as a result.

Our governance structure has also been streamlined to be more agile and independent, moving from a board of twelve, to six members including an independent chair.

Fundamentally we have matured. We have:

- Robust processes in place to develop opportunities through to business case;
- Introduced secondment arrangements for council staff to contribute to the development of opportunities, at the same time increasing their capability;
- Established a change management framework to support opportunity development;
- Started moving to a 'user pays' approach to service offerings; and
- Shifted the dial to projects that, while posing a greater challenge, are transformational and have the potential to add significant value.

Active council support remains critical

While WLASS has grown, it remains a small company. Having council resources to support the company continues to be critical.

The WLASS working parties, comprising representatives from the councils, are an invaluable part of how we work and essential to the company being able to develop opportunities. They have a role in identifying problems to be solved. They have a role in supporting the development of opportunities, by:

- Providing resource;
- Acting as a sounding board; and
- Actively championing *the development* of ideas, including helping WLASS tell the story about why we are developing those ideas.





The working parties (and council chief executives and other senior leaders) also have a role in helping prepare their councils for change that might come from opportunities if the council chooses to adopt the solution. Any change management must be leader-led from within the councils themselves.

So, while we have changed, councils must also. WLASS will only be as successful as its shareholding councils allow it to be. You have asked us to go as hard and fast as possible. You have asked us to challenge you to transform how councils could operate. We are doing these things and will not shy away from continuing to promote a transformational agenda, but it will only work if councils, from the top down, embrace the opportunity to change, actively supporting the development of the best business cases possible. We said in last year's Statement of Intent that councils need to commit to accepting the challenge of changing the way things are done where there is a sound case for doing so. That remains the case. A change in mindset must precede transformation.

¹ Including RATA and WLASS Waters Services staff who are employed by Waipa District and Hamilton City Councils respectively, but are wholly contracted to WLASS to provide services to other councils

Performance measures

Last year's Statement of Intent introduced a new suite of performance measures. We will continue to track how well we are delivering on our strategic priorities using these.

Priority	Performance measure	Target
<p>Prioritise and develop business cases for opportunities that, if implemented, add value to councils by achieving one or more of our objectives</p> <p>Link to outcomes in the performance framework (refer pg. 5)</p> 	<ul style="list-style-type: none"> ➤ Business cases will include measurable benefits linked to one or more of the outcomes sought ➤ Businesses cases are supported by councils (evidenced by take up of the opportunity) 	<p>Projected savings/increased revenue to councils of at least \$300k</p> <p>75% of councils</p>
<p>Develop opportunities and deliver projects within agreed budgets and timelines¹</p> <p>Link to outcomes in the performance framework (refer pg. 5)</p> 	<ul style="list-style-type: none"> ➤ Opportunities / projects are developed / delivered within agreed timelines ➤ Opportunities / projects are developed / delivered, within approved budget ➤ Overall, Company Management / Support functions will be undertaken within budget, unless additional expenditure has board pre-approval 	<p>80%²</p> <p>90%²</p>
<p>Ensure projects realise their expected benefits</p> <p>Link to outcomes in the performance framework (refer pg. 5)</p> 	<ul style="list-style-type: none"> ➤ Measurable benefits are actively monitored and reported against ➤ Audit & Risk Committee undertake an assessment of projects following implementation (which will include an assessment of whether projected benefits have been realised) 	<p>Six-monthly</p> <p>For \$200k+ Projects (based on cost of opportunity development and ongoing investment)</p> <p>Assessment within 15 months</p> <p>90% of projected quantifiable benefits are realised</p>
<p>Ensure existing services are meeting the needs of councils</p> <p>Link to outcomes in the performance framework (refer pg. 5)</p> 	<ul style="list-style-type: none"> ➤ The services we provide (below) are considered by councils who use that service to meet or exceed their expectations (evidenced by an annual survey): <ul style="list-style-type: none"> ○ RATA – roading & waters ○ Waikato Building Cluster ○ Regional Infrastructure Technical Specifications ○ Energy & Carbon Management ○ Professional Services Panel ○ Health & Safety pre-qualification 	<p>80% of councils</p>

Priority	Performance measure	Target
Foster and promote cross-council collaboration and networking to share ideas on improving efficiencies and best practice <div style="border: 1px solid black; padding: 2px; width: fit-content;"> Link to outcomes in the performance framework (refer pg. 5) </div>	➤ Across these groups, ideas for future consideration and/or initiatives are identified each year	Four per annum

- 1 Budgets and timelines for opportunity development will be those established following discovery and/or opportunity assessment. A business case will refine these parameters with respect to project delivery.
- 2 Time and cost targets for the development of opportunities and delivery of projects have been initially set based on what, in practical terms, are consider stretch goals, but achievable. However, we aspire to *always* better, or at least meet, timetables and budgets.

The targets noted above are for the three-year forecast period. They will form the baseline from which we will seek to continually improve.

Transparency and reporting to councils

The company will continue to deliver the following information to shareholders:

- Within two months of the end of the first half of the financial year, a half-yearly report, including Statements of Financial Performance, Financial Position, and Cashflows and commentary on service performance including an assessment of progress against performance measures; and
- Within three months of the end of the financial year, an audited Statement of Financial Performance, Statement of Changes in Equity, Statement of Financial Position, Statement of Cashflows and commentary on service performance.

We will continue looking at ways of keeping you informed of how we are progressing. We are part of the Waikato Local Government team and know that we are not currently seen as such by some council staff. We need to work with councils to change that and will therefore be communicating more broadly, and frequently, with council staff.

Governance arrangements

WLASS conducts itself in accordance with its constitution, its annual Statement of Intent, the provisions of the LGA and WLASS policies.

The Board is made up five council representative directors and an independent Chair. There is also a standing Audit & Risk Committee.

The current Directors of WLASS are:

Director	Representing
Peter Stubbs	Independent Chair
Chris McLay	Waikato Regional Council
David Bryant	Hamilton City Council

Director	Representing
Gareth Green	Otorohanga, Rotorua, Taupo, South Waikato and Waitomo District Councils
Gavin Ion	Waikato and Waipa District Councils
Rob Williams	Hauraki, Matamata-Piako and Thames-Coromandel District

Under the constitution Gavin Ion must resign his position on 30 June 2021, but may be reappointed by the councils he represents for a further 3-year term, and Waipa and Waikato District councils have confirmed his reappointment.

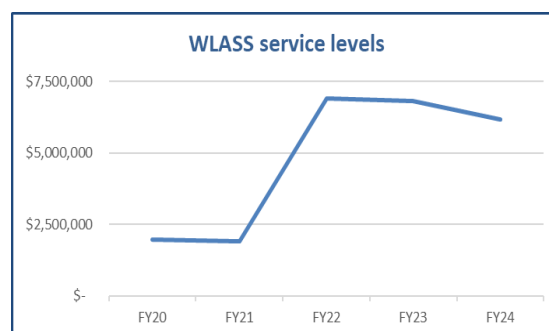
The independent Chair of WCLASS receives director fees and reimbursed expenses. Directors representing the councils will not receive any fees or reimbursed expenses for work undertaken on behalf of the company.

Financials

Overview

Service levels

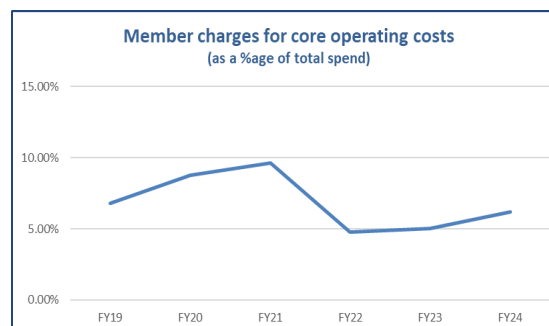
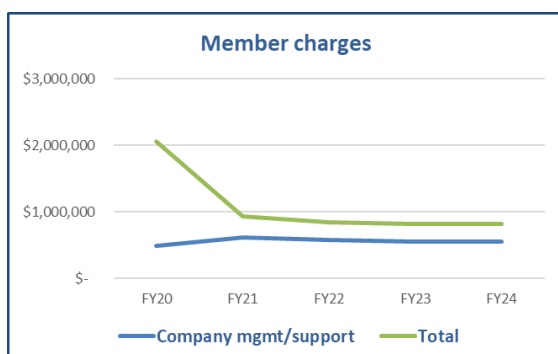
Revenue from service levels significantly increases in the 2022 financial year, being the first full year of activity for Coordinated Infrastructure Procurement and WCLASS Water Services. RATA data collection projects commencing in that year also contribute to the increase. As the RATA data collection is completed, overall services fees taper off (although the other services are forecast to continue growing).




Member charges

While service levels are forecast to increase, we are conscious of mitigating the increase in member charges. This reflects the shift toward a user pays basis. Total member charges significantly reduced in the 2021 financial year with Future Proof and Waikato Plan being transitioned to Waikato Regional Council in that year. Charges are expected to remain flat throughout the forecast period.

Member charges to meet core operating costs (company management / support) remain largely flat throughout the forecast period (averaging ~5.6% of total expenditure).




Statement of Financial Performance


Waikato Local Authority Shared Services Company Summary for the forecast financial years ended 30 June 2022-2024				
	2020 SOI	2021 SOI		
	Budget 2020/21	Budget 2021/22	Budget 2022/23	Budget 2023/24
Income				
Company Management / Support	1,102,910	1,391,159	1,334,268	1,344,268
Working parties projects	1,145,858	716,183	527,879	535,012
RITS	31,616	27,000	27,378	27,761
Information Technology	1,007,000	772,462	87,201	47,862
Energy Management	70,000	128,000	133,000	134,862
Shared Valuation Data Service (SVDS)	379,761	388,115	396,654	402,207
Road Asset Technical Accord (RATA)	1,300,557	2,231,000	1,892,000	1,360,000
Waikato Regional Transport Model (WRTM)	389,456	1,594,706	1,893,812	454,344
Waikato Building Consent Group	333,250	667,083	721,264	790,693
Waikato Mayoral Forum	5,000	5,000	5,000	5,000
Water Collaboration	440,000	752,500	812,500	577,640
WLASS Water Services	-	3,327,113	3,369,578	3,408,742
Total Income	6,205,408	12,000,321	11,200,533	9,088,391
Operating Expenditure				
Company Management / Support	1,087,487	1,534,552	1,556,234	1,583,288
Working parties projects	1,165,858	979,195	529,738	536,430
RITS	31,616	27,000	27,378	27,761
Information Technology	1,108,531	847,833	71,455	43,962
Energy Management	124,900	127,900	132,264	134,115
Shared Valuation Data Service (SVDS)	384,993	351,195	359,899	364,938
Road Asset Technical Accord (RATA)	1,300,557	2,231,000	1,892,000	1,360,000
Waikato Regional Transport Model (WRTM)	389,456	1,594,706	1,893,812	454,344
Waikato Building Consent Group	333,250	617,083	721,264	790,693
Waikato Mayoral Forum	5,000	5,000	5,000	5,000
Water Collaboration	440,000	752,500	812,500	577,640
WLASS Water Services	-	3,268,219	3,116,020	3,197,954
Total operating expenditure	6,371,648	12,336,183	11,117,563	9,076,126
Earnings before interest, tax and depreciation/ amortisation (EBITDA)	(166,240)	(335,862)	82,970	12,265
Depreciation / amortisation				
Company Management / Support	1,864	5,471	5,471	-
WBCG	0	-	-	-
WRTM	14,583	14,583	14,583	-
Total Depreciation / amortisation	16,447	20,054	20,054	-
Earnings before interest and tax (EBIT)	(182,688)	(355,915)	62,916	12,265
Net Surplus (Deficit) before tax	(182,688)	(355,915)	62,916	12,265

As for the current financial year, we are budgeting a loss of ~\$356k in the coming year as we continue to use cash reserves to fund some project activity. In the outyears we maintain a small profit level.

Statement of Financial Position

Waikato Local Authority Shared Services					
Financial Position					
for the forecast financial years ended 30 June 2022-2024					
	Budget 2020/21	Budget 2021/22	Budget 2022/23	Budget 2023/24	
CAPITAL					
Shares - SVDS	1,607,001	1,607,001	1,607,001	1,607,001	
Shares - WRTM	1,350,000	1,350,000	1,350,000	1,350,000	
Retained Earnings	(2,021,997)	(2,418,218)	(2,774,133)	(2,711,217)	
Plus Current Year Operating Surplus/(Deficit)	(182,688)	(355,915)	62,916	12,265	
TOTAL CAPITAL FUNDS	752,316	182,868	245,784	258,049	
ASSETS					
CURRENT ASSETS					
Prepayments	253,342	178,900	181,405	183,944	
Accounts Receivable	248,216	310,270	600,016	560,027	
Bank	647,330	1,080,452	369,744	5,335	
GST Receivable / (Payable)	29,628	124,224	24,562	26,998	
TOTAL CURRENT ASSETS	1,178,516	1,693,846	1,175,727	776,304	
NON-CURRENT ASSETS					
SVDS - Intangible Asset	3,065,316	0	0	0	
WRTM - Intangible Asset	2,296,855	2,296,855	2,296,855	2,296,855	
MoneyWorks Software	1,195	1,195	1,195	1,195	
Accumulated Depreciation	(5,334,200)	(2,283,467)	(2,298,050)	(2,298,050)	
IT Equipment	5,592	19,000	19,000	19,000	
Accumulated Depreciation - IT equipment	(4,521)	(9,992)	(15,462)	(15,462)	
TOTAL NON-CURRENT ASSETS	30,237	23,591	3,538	3,538	
TOTAL ASSETS	1,208,754	1,717,437	1,179,264	779,841	
LESS CURRENT LIABILITIES					
Accounts Payable	367,565	1,451,670	846,885	426,302	
Accounts Payable Accrual	35,000	35,000	35,000	40,000	
Employee Benefits	53,872	47,900	51,596	55,490	
TOTAL CURRENT LIABILITIES	456,437	1,534,570	933,481	521,792	
NET ASSETS	752,317	182,868	245,784	258,049	

Statement of Cashflows

Waikato Local Authority Shared Services					
Statement of Cashflows					
for the forecast financial years ended 30 June 2022-2024					
	Budget 2020/21	Budget 2021/22	Budget 2022/23	Budget 2023/24	
Cashflows from Operating Activities					
Interest Received	2,000	500	507	514	
Receipts from Other Revenue	6,503,168	11,937,767	10,910,281	9,127,866	
Payments to Suppliers	(6,484,401)	(11,183,608)	(11,721,157)	(9,490,354)	
Taxes Paid	0	0	0	0	
Goods & Services tax (net)	36,794	(94,596)	99,662	(2,436)	
Net cash from operating activities	57,561	660,063	(710,708)	(364,409)	
Cashflows from Investing Activities					
Capital enhancements	0	0	0	0	
Purchase of PPE	0	(13,408)	0	0	
Purchase of investments	0	0	0	0	
Net cash from investing activities	0	(13,408)	0	0	
Net increase in cash, cash equivalents and bank accounts	57,561	646,655	(710,708)	(364,409)	
Opening cash and cash equivalents and bank overdrafts	589,770	433,797	1,080,452	369,744	
Closing cash, cash equivalents and bank accounts	647,330	1,080,452	369,744	5,335	
Summary of Bank Accounts					
BNZ - Call a/c	647,330	1,080,452	369,744	5,335	
Closing Balance of Bank	647,330	1,080,452	369,744	5,335	

Appendix I: What we do - current activities

The principal initiatives operating under the WLASS umbrella are:

- Aligned resource consent planning
- Energy management
- Health & safety pre-qualification
- Joint procurement initiatives
- LiDAR
- Regional Asset Technical Accord (RATA)
- Regional Infrastructure Technical Specifications
- Shared Valuation Data Services (SVDS)
- Waikato Building Consent Group (WBCG) – including IQP/Producer Statement registrations
- Waikato Regional Aerial Photography Service (WRAPS)
- Waikato Regional Transportation Model (WRTM)
- WLASS Water Services (WWS)

Aligned resource consent planning

This toolkit provides regional consistency and best practice processes in the administration of resource consenting. It is used by nine councils (Taupo and Otorohanga are not currently participating, and Waikato Regional Council processes different types of resource consents from the territorial local authorities). WLASS controls the documentation on the WLASS website, and the Waikato Resource Consent forum manages the process for making updates and amendments to the templates and documents in the toolkit.

Energy management

WLASS entered into a three-year Collaboration Agreement with the Energy Efficiency Conservation Authority (EECA) in February 2016. Across the programme EECA provided funding of \$210,000. Implemented projects have delivered 3.62m kWh in energy reduction annually (as against a target of 2.5m kWh), saved \$446,000 per annum.

From 1 July 2019 a new energy and carbon management programme was entered into between WLASS and the nine participating councils. Councils were slow to engage in the elective component of the new programme notwithstanding we know councils see climate change generally as a significant issue. A lack of engagement has meant that some councils have not gotten the value out of it that they otherwise might have. We will continue to drive this programme and encourage councils to support it. More recently, there has been some activity in undertaking carbon stocktakes which is encouraging.

Health & safety pre-qualification

WLASS contracts with RJ Safety Consulting (previously SHE Software), to manage the Local Government Health & Safety Contractor Pre-qualification Scheme on behalf of councils. Twenty councils and one CCO are now using the scheme with approximately 1,600 contractors registered, which enables them to be pre-qualified to work for any of the participating councils.

Further detail on these activities and the councils involved in each can be found on the WLASS website at <http://www.wakatolass.co.nz/>.

Joint procurement initiatives

WLASS is a party to numerous joint procurement contracts between the company, shareholding councils and suppliers. Councils choose whether to be a party to a particular contract. Wherever possible we negotiate a syndicated contract with the supplier to allow additional councils to join later.

The most significant suite of contracts comprises the Professional Services Panel, involving eight councils and upwards of 150 suppliers. The current panel arrangement was established in August 2019.

In 2019 standard regional procurement policies, templates and procedures were developed for use by councils and procurement training provided to council staff.

LiDAR

WLASS is managing a project to create highly detailed 3D maps and models of the Waikato landscape using LiDAR (Light Detection and Ranging) technology. The project's start was delayed with Covid-19. However, flying commenced in January 2021. The project involves funding from ten councils plus several commercial companies and the Provincial Growth Fund (via LINZ).

Regional Asset Technical Accord (RATA)

RATA was initially established as a centre of excellence for road asset planning in 2014.

The original aim of RATA was to achieve best practice in road asset management by improving capability, capacity and outcomes through effective collaboration. This aim remains but in 2019 the business unit expanded its activity into waters assets. By leading asset management best practice, RATA enables better decision-making through the effective collection and use of good quality data, and the implementation of good practice processes and systems for data collection, analysis and management.

Waipa District Council employs RATA staff who are then contracted to provide services to WLASS.

Regional Infrastructure Technical Specifications (RITS)

The RITS document sets out how to design and construct transportation, water supply, wastewater, stormwater and landscaping infrastructure. Prior to developing RITS, each Council had its own technical specifications for infrastructure resulting in different standards having to be met across the Waikato region. RITS provides a single regional guide, making business easier.

The RITS is published on the WLASS website (<http://www.waikatolass.co.nz/>), and ongoing maintenance of the document is the responsibility of a Project Co-ordinator, managed by WLASS.

Shared Valuation Data Service (SVDS)

This service provides timely and accurate valuation data to the participating councils. The SVDS has become the accepted valuation database for the region. Data sales significantly reduce the net cost to the participating councils. In the first half of 2020, the transition to a software-as-a-service arrangement with a new provider was completed further reducing cost to councils.

Waikato Building Consent Group (WBCG)

The WBCG was initially set up by five Waikato local authorities in 2004 to foster co-operation, collaboration and consistency in building functions, legislative interpretation and process documentation across the partnering councils. The activity transferred to WLASS on 1 July 2016 and now comprises eight councils.

The WBCG has developed a common quality assurance system with associated supporting documentation that meet the legislative requirements of the Building Act 2004 and the Building (Accreditation of Building Consent Authorities) Regulations 2006. These regulations cover all aspects of the operational management and compliance of a Building Consent Authority (BCA).

On 1 July 2020, WLASS assumed responsibility for managing the region's IQP and Producer Statement registers for the benefit of councils.

Waikato Regional Aerial Photography Service (WRAPS)

WRAPS was set up in the 1990s for the supply of colour, digital, ortho-rectified, aerial photography for the Waikato Region. Photographs are captured periodically (~every 5 years). Most recently contracts were executed in December 2020 to undertake the latest programme.

Waikato Regional Transportation Model (WRTM)

The WRTM became fully operational in February 2010. It provides accurate information to councils and to external users (for a charge) for their transport modelling requirements. The WRTM is the only recognised strategic transport modelling resource in the Waikato Region and is jointly funded by the NZTA.

WRTM is making a significant contribution to strategic planning surrounding land use and infrastructure within the region and has been involved in regionally and nationally significant investigations including the Waikato Expressway Network Plan, the Waikato Regional Land Transport Strategy and Regional Policy Statement and transport impact assessments in relation to the development of Ruakura.

WLASS Water Services (WWS)

In the second half of 2020 the company agreed to subsume the previous Shared Services Partnership activity (involving Hamilton City and Waipa and Waikato District Councils), into its suite of services available to other councils. Nine councils are to take up one or more of the sampling and analysis, trade waste management and Smart Water services available.

Appendix II: Policy Statements

Statement of accounting policies

Reporting entity

Waikato Local Authority Shared Services Limited (“the Company”) is a Company incorporated in New Zealand under the Companies Act 1993 and is domiciled in New Zealand. The company is a Council Controlled Organisation as defined under section 6 of the Local Government Act 2002 (LGA), by virtue of the shareholding councils’ right to appoint the Board of Directors.

The primary objectives of the Company are to:

- Develop opportunities that benefit the Waikato region's local authorities; and
- Act as a vehicle to deliver value-added services to those local authorities.

The Company has designated itself as a public benefit entity (PBE) for financial reporting purposes.

Summary of significant accounting policies

Basis of preparation

Financial statements are prepared on the going concern basis, and the accounting policies are applied consistently throughout the period.

Statement of Compliance

Financial statements are prepared in accordance with the requirements of the LGA, which include the requirement to comply with generally accepted accounting practice in New Zealand (NZ GAAP).

Financial statements are prepared in accordance with and comply with Tier 2 PBE Standards reduced disclosure regime (RDR). WLASS is eligible to report under the RDR as it:

- is not publicly accountable; and
- has expenses more than \$2 million, but less than \$30 million.

The accounting policies set out below are consistent with the prior year, other than the inclusion of policy:

- on operating leases, related to the lease of commercial premises;
- employees; and
- property, plant and equipment.

Measurement base

The financial statements are prepared on a historical cost basis.

Presentation currency and rounding

The financial statements are presented in New Zealand dollars and all values are rounded to the nearest dollar unless otherwise stated. The functional currency of the Company is New Zealand dollars.

Goods and services tax

All items in the financial statements are stated exclusive of goods and services tax (GST), except for receivables and payables, which are presented on a GST-inclusive basis. Where GST is not recoverable as input tax, it is recognised as part of the related asset or expense.

The net amount of GST recoverable from, or payable to, the Inland Revenue (IR) is included as part of receivables or payables in the statement of financial position.

The net GST paid to, or received from the IRD, including the GST relating to investing and financing activities, is classified as an operating cash flow in the cash flow statement.

Commitments and contingencies are disclosed exclusive of GST.

Critical accounting estimates and assumptions

In preparing the financial statements the Company makes estimates and assumptions concerning the future. These estimates and assumptions may differ from the subsequent actual results. Estimates and assumptions are continually evaluated and are based on historical experience and other factors, including expectations of future events that are believed to be reasonable under the circumstances. There are no areas requiring estimate or assumptions made that are considered to carry a significant risk of causing a material adjustment to the carrying amount of assets and liabilities within the next financial year.

Intangible assets

Useful lives and residual values

At each balance date the Company reviews the useful lives and residual values of its intangible assets. Assessing the appropriateness of useful life and residual value estimates of intangible assets requires the Company to consider a number of factors such as the expected period of use of the asset by the Company and expected disposal proceeds from the future sale of the future sale of the asset.

An incorrect estimate of the useful life of residual value will impact the amortisation expense recognised in the income statement and carrying amount of the asset in the balance sheet. The Company minimises the risk of this estimation uncertainty by reviewing that the asset technology is still relevant and there is no alternative options to recreate the asset at a lower price.

Impairment of intangible assets

Intangible assets measure at cost that have a finite useful life are reviewed for impairment whenever events or changes in circumstances indicate that the carrying amount may not be recoverable.

An impairment loss is recognised for the amount by which the assets carrying amount exceeds its recoverable amount. The recoverable amount is higher of an assets fair value less costs to sell and value in use.

If an asset's carrying amount exceeds its recoverable amount, the asset is regarded as impaired and the carrying amount is written-down to the recoverable amount. The total impairment loss is recognised in the surplus or deficit. The reversal of an impairment loss is recognised in the surplus deficit.

Revenue

Revenue

Revenue comprises the fair value of the considerations received or receivable for the sale of goods and services, excluding GST, rebates and discounts and after eliminating sales within the Company. No provisions have been recorded as all revenue and trade receivables are expected to be received.

Other Revenue

Member charges for all activities are recognised when invoiced to the user (i.e. councils). The recorded revenue is the net amount of the member charges payable for the transaction.

Contributions received for projects that were not completed in a financial year are recognised when the Company provides, or is able to provide, the service for which the contribution was charged. Until such time, contributions are recognised as liabilities.

Operating expenses

An operating lease is a lease that does not transfer substantially all the risks and rewards incidental to ownership of an asset to the lessee. Lease payments under an operating lease are recognised as an expense on a straight-line basis over the lease term.

Personnel costs

Defined contribution schemes

Employer contributions to KiwiSaver, the Government Superannuation Fund, and other defined contribution superannuation schemes are accounted for as defined contribution schemes and are recognised as an expense in the surplus or deficit when incurred.

Receivables

Short-term receivables are recorded at the amount due, less any provision for amounts not considered collectable.

Receivables are initially measured at nominal or face value. Receivables are subsequently adjusted for penalties and interest as they are charged and impairment losses. Non-current receivables are measured at the present value of the expected future cash inflows.

Debtors are amounts due from customers. If collection is expected in one year or less, they are classified as current assets. If not, they are presented as non-current assets.

Cash and cash equivalents

Cash and cash equivalents include cash on hand, deposits held at call with banks, with original maturities of three months or less, and bank overdrafts.

Income tax

Income tax expense includes components relating to both current tax and deferred tax.

Current tax is the amount of income tax payable based on the taxable surplus for the current year, plus any adjustments to income tax payable in respect of prior years. Current tax is calculated using tax rates (and tax laws) that have been enacted or substantively enacted at balance date.

Deferred tax is the amount of income tax payable or recoverable in future periods in respect of temporary differences and unused tax losses. Temporary differences are differences between the carrying amount of assets and liabilities in the statement of financial position and the corresponding tax bases used in the computation of taxable profit.

Deferred tax is measured at the tax rates that are expected to apply when the asset is realised or the liability is settled, based on tax rates (and tax laws) that have been enacted or substantively enacted at balance date. The measurement of deferred tax reflects the tax consequences that would follow from the manner in which the entity expects to recover or settle the carrying amount of its assets and liabilities.

Deferred tax liabilities are generally recognised for all taxable temporary differences. Deferred tax assets are recognised to the extent that it is probable that taxable surpluses will be available against which the deductible temporary differences or tax losses can be utilised.

Deferred tax is not recognised if the temporary difference arises from the initial recognition of goodwill or from the initial recognition of an asset or liability in a transaction that is not a business combination, and at the time of the transaction, affects neither accounting profit nor taxable profit.

Current and deferred tax is recognised against the surplus or deficit for the period, except to the extent that it relates to a business combination, or to transactions recognised in other comprehensive income or directly in equity.

Intangible assets Other financial assets

Investments in bank deposits are measured at fair value plus transaction costs.

At each balance date the Company assesses whether there is any objective evidence that an investment is impaired. Any impairment losses are recognised in the income statement.

Payables and deferred revenue

Short-term creditors and other payables are recorded at their face value

Trade and other payables are non-interest bearing and are normally settled on 30-day terms, therefore the carrying value of trade and other payable approximates their fair value.

Contributions received for projects that were not completed in a financial year are recognised as deferred revenue until the Company provides, or is able to provide, the service for which the contribution was charged.

Employee benefits liabilities

Short-term employee entitlements

Employee benefits expected to be settled within 12 months after the end of the period in which the employee renders the related service are measured based on accrued entitlements at current rates of pay.

These includes salaries and wages accrued up to balance date, annual leave earned to, but not yet taken at balance date, and sick leave.

A liability for sick leave is recognised to the extent that absences in the coming year are expected to be greater than the sick leave entitlements earned in the coming year. The amount is calculated based on the unused sick leave entitlement that can be carried forward at balance date, to the extent it will be used by staff to cover those future absences.

A liability and an expense are recognised for bonuses where there is a contractual obligation or where there is a past practice that has created a constructive obligation.

A liability and an expense are recognised for bonuses where there is a contractual obligation or where there is a past practice that has created a constructive obligation.

Presentation of employee entitlements

Sick leave, annual leave, vested long service leave, and non-vested long service leave and retirement gratuities expected to be settled within 12 months of balance date, are classified as a current liability. All other employee entitlements are classified as a non-current liability.

Reconciliation of equity

Equity is the shareholders interest in WLASS and is measured as the difference between total assets and total liabilities. Equity is disaggregated and classified into the following components:

Contributed equity

Contributed equity is the net asset and liability position at the time the company was formed. The allocation of capital amongst shareholders is explained in this note.

Retained earnings

Retained earnings is the company's accumulated surplus or deficit since formation.